

How to use the Libby App

Libby by Overdrive is online access to a range of eMagazines. You can browse these on your computer, smart phone or tablet where ever you are



Opening Libby App

Downloading on a smart phone or tablet, go to your app store and type in **Libby by Overdrive**, install on your device. It is available on Google and Apple devices.

You can also access Libby App via your computer by following <https://traffordgb.overdrive.com/>



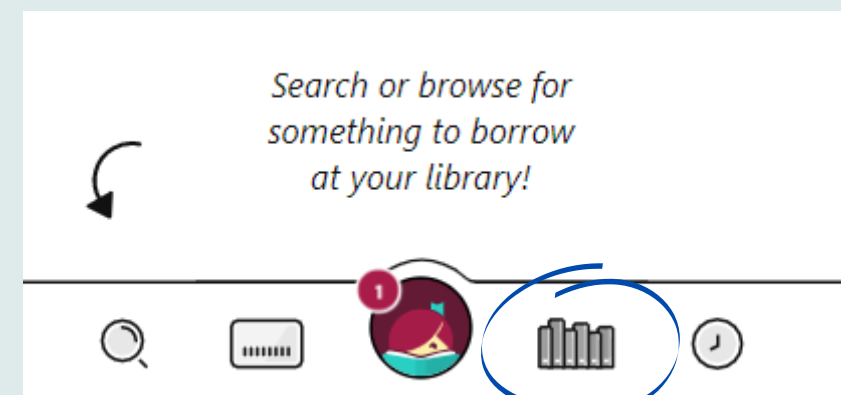
Signing up

Once you have downloaded the app, choose Trafford libraries as your chosen library. Then you will need to sign in with your Library card number and pin.

If you are not already a member of the library please join online to access the app. You can join by following this link <https://trafford.spydus.co.uk/> and click register.

Returning eMagazines

To return your eMagazine, You should click on the shelf of magazines. This will take you to your own account and show everything you are currently borrowing or on loan at the moment.



Browsing

To browse the catalogue of magazines, click the magnifying glass and search a wide range of magazines available


For example , Craft this will bring up any magazine associated with crafts. You can see all the issues available for each eMagazine.








Borrowing eMagazine's

To borrow a magazine you must search first, click on the issue you wish to read, You can read a sample before borrowing.

If you want to borrow the magazine issue you then click Borrow. This is like borrowing a book from the library it is issued to you for 3 weeks, You can return the eMagazine online early if you have finished reading the eMagazine.



-  Current eMagazines Borrowed/Loaning
-  Search for eMagazines
-  Timeline of eMagazine you have borrowed
-  Current eMagazines available to borrow
-  Your Library account details

Now you are ready to go

You will now be able to browse the selection of magazines and newspapers available through the app or online

If you require any help or get stuck. Please contact a member of staff and we will be able to help get you started.

